
 TECHNICAL DATA SHEET

Pilot devices - XMO series

Miniature operators

T&B EX™


01 XMOB Push button
02 XMOS LED
03 XMOL Selector switch

Features & Benefits:
General Features

- The barrels are all $\frac{3}{8}$ " – 16UNC thread size body
- Help Reduce the size of control enclosure requirements in hazardous environments
- Can be installed in most T&B EX™ standard explosionproof enclosures
- Mount on 1" centers vs. standard operators requiring 2 $\frac{1}{2}$ " centers

Two lengths available:

1. Long series accommodates up to $\frac{19}{16}$ " enclosure wall thickness
2. Short series accommodates up to $\frac{13}{16}$ " enclosure wall thickness

Push Button – XMOB + XMOBS Series

- Optional red or green button
- Solid silver contacts rated 5 amps at 125 VAC, 3 amps at 250 VAC
- Insulation resistance 1000 megohm minimum
- Furnished with contact block having 8" wire leads, other lengths available

Selector Switch– XMOS + XMOS Series

- Selector switches provided with internal adjustable stop
- Silver contacts rated 150 m.a. at 30 VAC, NEC CL 2 circuit
- Insulation resistance 10,000 megohms minimum
- Furnished with contact block having solder type wire connectors

XMO series of miniature devices, ideal for smaller enclosures or densely population control panels required for gas or dust hazards

Certifications / Standards:


LED Indicator Light – XMOLx Series (x = color)

- Up to 100,000 hours lamp life
- Standard 12 VDC furnished. Optional 24 VDC, or 12, 24, 120 VAC available
- Black anodized body and lens cap
- One length-accommodates up to 1 $\frac{5}{16}$ " enclosure wall thickness
- Furnished with 8" flexible wire leads, other lengths available

Conforms to:
XMO Series

- Class I, Division 1 & 2, Groups B, C & D
- Class II, Division 1 & 2, Groups E, F & G
- NEMA 3, 4, 7, 9

Applications:


- All of these units are space conscious for panel boards or controls that require reduced size operators


Construction / Materials / Finishes:


- Operators - die cast aluminum alloy cap, button, and knob - black anodized aluminum
- Actuator shaft – stainless steel
- Contactors – silver

Ordering information:

- Push buttons
- Selector switches
- LED Pilot lights

| Description | Product selections | | | |
|---|---------------------------------|----------------------------------|---------------------|---------------------|
| Push button  | Long barrel Part no: | Short barrel Part no: | Button color | Weight (oz.) |
| | XMOB-1 | XMOBS-1 | SPDT Maintained | 1 |
| | XMOB-2 | XMOBS-2 | SPDT Momentary | 1 |
| Notes: Product must be installed in accordance with applicable national and local electrical codes. | | | | |

| Description | Product selections | | | |
|--|---------------------------------|----------------------------------|--------------------------|---------------------|
| Selector switches  | Long barrel Part no: | Short barrel Part no: | Contact Configs. | Weight (oz.) |
| | XMOS-1 | XMOSS-1 | Single pole, 12 position | 1 |
| | XMOS-2 | XMOSS-2 | Double pole, 5 position | 1 |
| | XMOS-3 | XMOSS-3 | Three pole, 3 position | 1 |
| Notes: Product must be installed in accordance with applicable national and local electrical codes. | | | | |

| Description | Product selections | | |
|--|--------------------|-----------------------------|---------------------|
| LED Pilot lights  | Part no: | Operator description | Weight (oz.) |
| | XMOLR | Red indicator light | 1 |
| | XMOLA | Amber indicator light | 1 |
| | XMOLG | Green indicator light | 1 |
| Notes: Product must be installed in accordance with applicable national and local electrical codes. | | | |

Ordering information:

- Plug

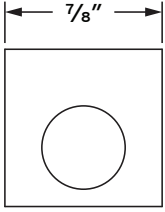
| Description | Product selection | |
|--|-------------------|--------------|
| Close up Plugs For unused operator openings | Part no. | Weight (oz.) |
| | XMPP | 1/2 |



Note: Product must be installed in accordance with applicable national and local electrical codes.

Legend Features

- All legend plates weigh 1/2 oz.
- Engraving one line only
- Special engraved legend plates can be supplied

| Description | Single function legend plates - Product selection | | | | | | |
|--|---|----------|------------|----------|-----------|----------|--|
| Legend plate - Configuration  | Engraving | Part no. | Engraving | Part no. | Engraving | Part no. | |
| | Blank | XMNP01 | Jog | XMNP13 | Reverse | XMNP24 | |
| | Back | XMNP03 | Left | XMNP14 | Right | XMNP25 | |
| | Close | XMNP04 | Low | XMNP15 | Run | XMNP26 | |
| | Fast | XMNP07 | Off | XMNP17 | Slow | XMNP28 | |
| | Forward | XMNP08 | On | XMNP18 | Start | XMNP29 | |
| | High | XMNP10 | Open | XMNP19 | Stop | XMNP30 | |
| | In | XMNP11 | Out | XMNP20 | Up | XMNP33 | |
| | Inch | XMNP12 | Reset | XMNP23 | | | |
| | Two function legend plates - Product selection | | | | | | |
| | Engraving | Part no. | Engraving | Part no. | Engraving | Part no. | |
| | Blank | XMNP01 | Open-Close | XMNP39 | | | |
| | Fast-Slow | XMNP34 | Run-Jog | XMNP41 | | | |
| Fwd-Rev | XMNP35 | Up-Down | XMNP44 | | | | |
| Off-On | XMNP38 | | | | | | |

Note: Product must be installed in accordance with applicable national and local electrical codes.

ABB Inc.
Electrification products
Memphis, Tennessee
USA

We reserve the right to make technical changes or modify the contents of this document without prior notice. With regard to purchase orders, the agreed particulars shall prevail. ABB Inc. does not accept any responsibility whatsoever for potential errors or possible lack of information in this document.

We reserve all rights in this document and in the subject matter and illustrations contained therein. Any reproduction, disclosure to third parties or utilization of its contents – in whole or in parts – is forbidden without prior written consent of ABB Inc. Copyright© 2018 ABB Inc. All rights reserved

Let's write the future.
Together. **abb.com**