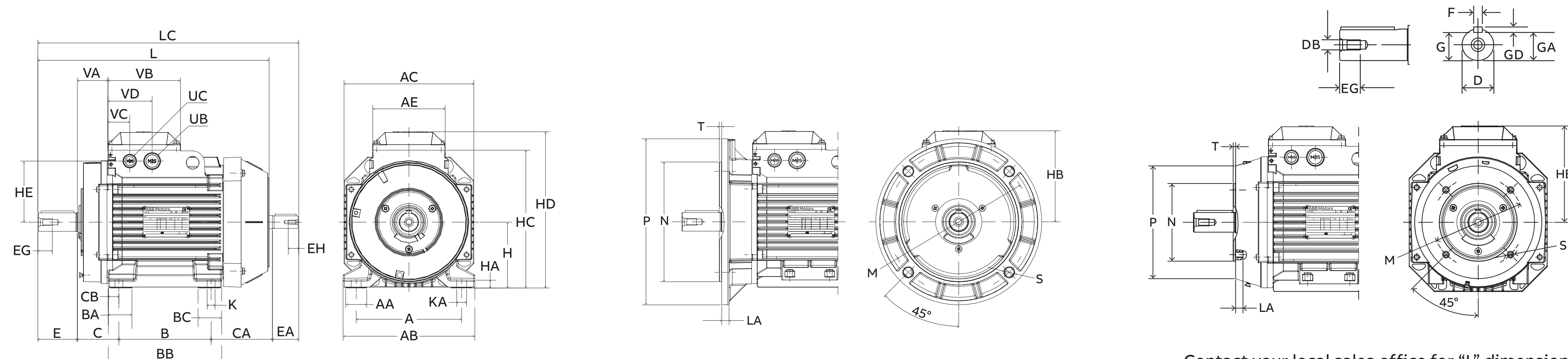


IEC quick reference chart

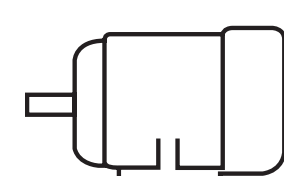


Contact your local sales office for "L" dimensions.

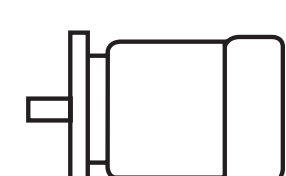
IEC Frame	Foot Mounted				Shaft				B5 Flange					B14 Face					
	A	B	B ¹	H	D	E	DB	EG	LA	M	N	P	S	T	M	N	P	S	T
63	100mm 3.94"	80mm 3.15"	-	63mm 2.48"	11mm 0.43"	23mm 0.91"	M4	10mm 0.39"	10mm 0.39"	115mm 4.53"	95mm 3.74"	120mm 4.72"	7mm 0.28"	3mm 0.12"	75mm 2.95"	60mm 2.36"	90mm 3.54"	M5	2.5mm 0.10"
71	112mm 4.41"	90mm 3.54"	-	71mm 2.80"	14mm 0.55"	30mm 1.18"	M5	12.5mm 0.49"	9mm 0.35"	130mm 5.12"	110mm 4.33"	160mm 6.30"	10mm 0.39"	3.5mm 0.14"	85mm 3.35"	70mm 2.76"	105mm 4.13"	M6	2.5mm 0.10"
80	125mm 4.92"	100mm 3.94"	-	80mm 3.15"	19mm 0.75"	40mm 1.57"	M6	16mm 0.63"	10mm 0.39"	165mm 6.50"	130mm 5.12"	200mm 7.87"	12mm 0.47"	3.5mm 0.14"	100mm 3.94"	80mm 3.15"	120mm 4.72"	M6	3mm 0.12"
90S	140mm 5.51"	100mm 3.94"	-	90mm 3.54"	24mm 0.94"	50mm 1.97"	M8	19mm 0.75"	10mm 0.39"	165mm 6.50"	130mm 5.12"	200mm 7.87"	12mm 0.47"	3.5mm 0.14"	115mm 4.53"	95mm 3.74"	140mm 5.51"	M8	3mm 0.12"
90L	140mm 5.51"	125mm 4.92"	-	90mm 3.54"	24mm 0.94"	50mm 1.97"	M8	19mm 0.75"	10mm 0.39"	165mm 6.50"	130mm 5.12"	200mm 7.87"	12mm 0.47"	3.5mm 0.14"	115mm 4.53"	95mm 3.74"	140mm 5.51"	M8	3mm 0.12"
100	160mm 6.30"	140mm 5.51"	-	100mm 3.94"	28mm 1.10"	60mm 2.36"	M10	22mm 0.87"	11mm 0.43"	215mm 8.46"	180mm 7.09"	250mm 9.84"	15mm 0.59"	4mm 0.16"	130mm 5.12"	110mm 4.33"	160mm 6.30"	M8	3.5mm 0.14"
112	190mm 7.48"	140mm 5.51"	-	112mm 4.41"	28mm 1.10"	60mm 2.36"	M10	22mm 0.87"	11mm 0.43"	215mm 8.46"	180mm 7.09"	250mm 9.84"	15mm 0.59"	4mm 0.16"	130mm 5.12"	110mm 4.33"	160mm 6.30"	M8	3.5mm 0.14"
132	216mm 8.50"	140mm 5.51"	178mm 7.01"	132mm 5.20"	38mm 1.50"	80mm 3.15"	M12	28mm 1.10"	12.5mm 0.49"	265mm 10.43"	230mm 9.06"	300mm 11.81"	15mm 0.59"	4mm 0.16"	165mm 6.50"	130mm 5.12"	200mm 7.87"	M10	3.5mm 0.14"
160	254mm 10.00"	210mm 8.27"	254mm 10.00"	160mm 6.30"	42mm 1.65"	110mm 4.33"	M16	36mm 1.42"	20mm 0.79"	300mm 11.81"	250mm 9.84"	350mm 13.78"	19mm 0.75"	5mm 0.20"	215mm 8.46"	180mm 7.09"	250mm 9.84"	M12	4mm 0.16"
180	279mm 10.98"	241mm 9.49"	279mm 10.98"	180mm 7.09"	48mm 1.89"	110mm 4.33"	M16	36mm 1.42"	20mm 0.79"	300mm 11.81"	250mm 9.84"	350mm 13.78"	19mm 0.75"	5mm 0.20"	-	-	-	-	-
200	318mm 12.52"	267mm 10.51"	305mm 12.01"	200mm 7.87"	55mm 2.17"	110mm 4.33"	M20	42mm 1.65"	20mm 0.79"	350mm 13.78"	300mm 11.81"	400mm 15.75"	19mm 0.75"	5mm 0.20"	-	-	-	-	-
225 S	356mm 14.02"	286mm 11.26"	311mm 12.24"	225mm 8.86"	55mm 2.17"	110mm 4.33"	M20	42mm 1.65"	20mm 0.79"	400mm 15.75"	350mm 13.78"	450mm 17.72"	19mm 0.75"	5mm 0.20"	-	-	-	-	-
225 M	356mm 14.02"	286mm 11.26"	311mm 12.24"	225mm 8.86"	60mm 2.36"	140mm 5.51"	M20	42mm 1.65"	20mm 0.79"	400mm 15.75"	350mm 13.78"	450mm 17.72"	19mm 0.75"	5mm 0.20"	-	-	-	-	-
250 S	406mm 15.98"	311mm 12.24"	349mm 13.74"	250mm 9.84"	60mm 2.36"	140mm 5.51"	M20	42mm 1.65"	24mm 0.94"	500mm 19.69"	450mm 17.72"	550mm 21.65"	19mm 0.75"	5mm 0.20"	-	-	-	-	-
250 M	406mm 15.98"	311mm 12.24"	349mm 13.74"	250mm 9.84"	65mm 2.56"	140mm 5.51"	M20	42mm 1.65"	24mm 0.94"	500mm 19.69"	450mm 17.72"	550mm 21.65"	19mm 0.75"	5mm 0.20"	-	-	-	-	-
280 S	457mm 17.99"	368mm 14.49"	419mm 16.50"	280mm 11.02"	65mm 2.56"	140mm 5.51"	M20	42mm 1.65"	23mm 0.91"	500mm 19.69"	450mm 17.72"	550mm 21.65"	18mm 0.71"	5mm 0.20"	-	-	-	-	-
280 M	457mm 17.99"	368mm 14.49"	419mm 16.50"	280mm 11.02"	75mm 2.95"	140mm 5.51"	M20	42mm 1.65"	23mm 0.91"	500mm 19.69"	450mm 17.72"	550mm 21.65"	18mm 0.71"	5mm 0.20"	-	-	-	-	-
315 S, 2p	508mm 20"	406mm 16"	457mm 18"	315mm 12.4"	65mm 2.56"	140mm 5.51"	M20	40mm 1.57"	25mm 0.98"	600mm 23.62"	550mm 21.65"	660mm 25.98"	23mm 0.91"	6mm 0.24"	-	-	-	-	-
315 S, 4p-8p	508mm 20"	406mm 16"	457mm 18"	315mm 12.4"	80mm 3.15"	170mm 6.69"	M20	40mm 1.57"	25mm 0.98"	600mm 23.62"	550mm 21.65"	660mm 25.98"	23mm 0.91"	6mm 0.24"	-	-	-	-	-
315 M, 2p	508mm 20"	457mm 18"	508mm 20"	315mm 12.4"	65mm 2.56"	140mm 5.51"	M20	40mm 1.57"	25mm 0.98"	600mm 23.62"	550mm 21.65"	660mm 25.98"	23mm 0.91"	6mm 0.24"	-	-	-	-	-
315 M, 4-8p	508mm 20"	457mm 18"	508mm 20"	315mm 12.4"	90mm 3.54"	170mm 6.69"	M24	48mm 1.89"	25mm 0.98"	600mm 23.62"	550mm 21.65"	660mm 25.98"	23mm 0.91"	6mm 0.24"	-	-	-	-	-
355 S, 2p	610mm 24.02"	500mm 19.69"	560mm 22.05"	355mm 13.98"	70mm 2.76"	140mm 5.51"	M20	42mm 1.65"	35mm 1.38"	740mm 29.13"	680mm 26.77"	800mm 31.50"	23mm 0.91"	6mm 0.24"	-	-	-	-	-
355 S, 4-8p	610mm 24.02"	500mm 19.69"	560mm 22.05"	355mm 13.98"	100mm 3.94"	210mm 8.27"	M24	51mm 2.01"	35mm 1.38"	740mm 29.13"	680mm 26.77"	800mm 31.50"	23mm 0.91"	6mm 0.24"	-	-	-	-	-
355 M, 2p	610mm 24.02"	560mm 22.05"	630mm 24.80"	355mm 13.98"	70mm 2.76"	140mm 5.51"	M20	42mm 1.65"	35mm 1.38"	740mm 29.13"	680mm 26.77"	800mm 31.50"	23mm 0.91"	6mm 0.24"	-	-	-	-	-
355 M, 4-8p	610mm 24.02"	560mm 22.05"	630mm 24.80"	355mm 13.98"	100mm 3.94"	210mm 8.27"	M24	51mm 2.01"	35mm 1.38"	740mm 29.13"	680mm 26.77"	800mm 31.50"	23mm 0.91"	6mm 0.24"	-	-	-	-	-
355 L, 2p	610mm 24.02"	630mm 24.80"	710mm 27.95"	355mm 13.98"	70mm 2.76"	140mm 5.51"	M20	42mm 1.65"	35mm 1.38"	740mm 29.13"	680mm 26.77"	800mm 31.50"	23mm 0.91"	6mm 0.24"	-	-	-	-	-
355 L, 4-8p	610mm 24.02"	630mm 24.80"	710mm 27.95"	355mm 13.98"	100mm 3.94"	210mm 8.27"	M24	51mm 2.01"	35mm 1.38"	740mm 29.13"	680mm 26.77"	800mm 31.50"	23mm 0.91"	6mm 0.24"	-	-	-	-	-

Legend: 1 mm = .03937", 1" = 25.40 mm

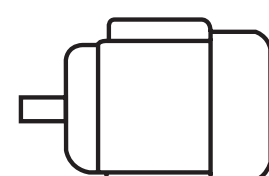
Horizontal Shaft Arrangements



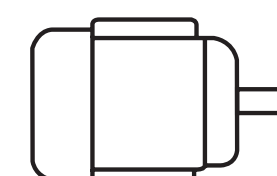
B3
Foot Mounted.




B5
"D" type flange at drive end,
no feet.



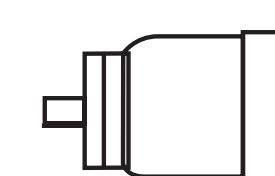
B6
Foot wall mount with feet on
left hand side when viewed
from drive end.



B7
Foot wall mount with feet on
right hand side when viewed
from drive end.

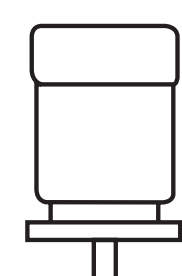


B8
Ceiling mounted with feet
above motor.

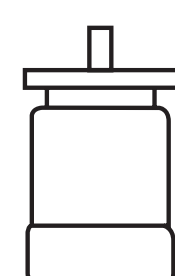


B14
"C" type face at drive end,
no feet.

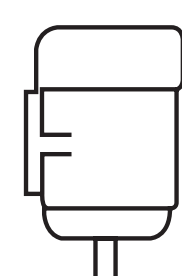
Vertical Shaft Arrangements



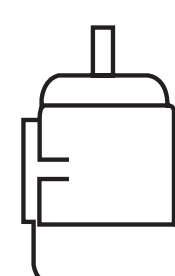
V1
"D" type flange at drive end,
shaft down, no feet.



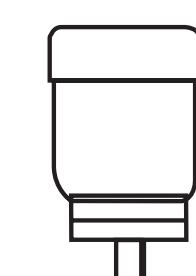
V3
"D" type flange at drive end,
shaft up, no feet.



V5
Vertical foot, wall mounted,
shaft down.



V6
Vertical foot, wall mounted,
shaft up.



V18
"C" type face at drive end,
shaft down, no feet.



V19
"C" type face at drive end,
shaft up, no feet.