

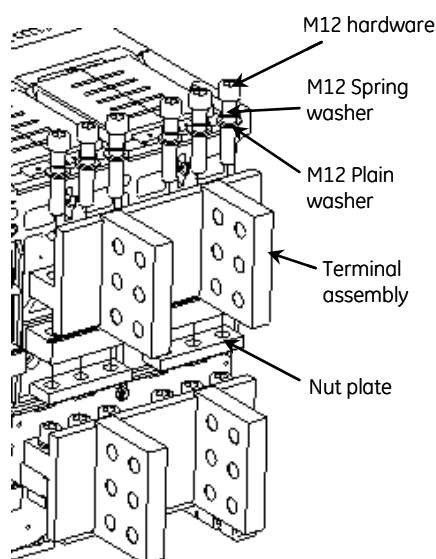
DEH- 41444 Installation Instructions

EntelliGuard® G Circuit Breaker Accessories

Back Connected Terminations for Fixed Breaker

Back Connected Terminations Fixed Envelope 3 upto 4000A,

Terminal assemblies are supplied with the EntelliGuard breaker. Fixed breakers have Back or Front Connected Terminations available. This instruction is for Back Connected Terminations



**Fig A. Back Connected Terminations for
4000 Amperes (ANSI / UL)**

**Table 1. Back Connected Terminations
Catalog numbers**

Envelope Size	Catalog #	TYPE
Envelope 3	GBB340TBB3	3 pole
	GBB340TBB4	4 pole

WARNING: Before installing any accessories, turn the breaker OFF, disconnect it from all voltage sources, and discharge the closing springs.

AVERTISSEMENT: Avant d'installer tout accessoire, mettre le disjoncteur en position OFF, le déconnecter de toute tension d'alimentation, et décharger les ressorts d'armement

Back Connected Terminations Assembly mtg Procedure:

1. Turn the breaker off and discharge the closing springs by depressing the OFF and ON buttons in the sequence OFF-ON-OFF. Verify that the breaker OFF-ON indicator shows OFF on a green background and that the charge indicator shows DISCHARGE on a white background.
2. Assemble the bottom & top Back Connected Termination assemblies on to the breaker terminals & orient them as shown in fig A.
3. Terminal assemblies to be tightened with M12 hardware's as shown in fig A, to 80 Nm (59 ft-lbs) torque.
4. Assemble the remaining termination assemblies similarly on all the poles to populate 3 pole / 4 pole breaker fig B & fig C.
5. The bus bars to be supported within 200mm distance and tightened to 50Nm (36.9 ft-lbs) torque

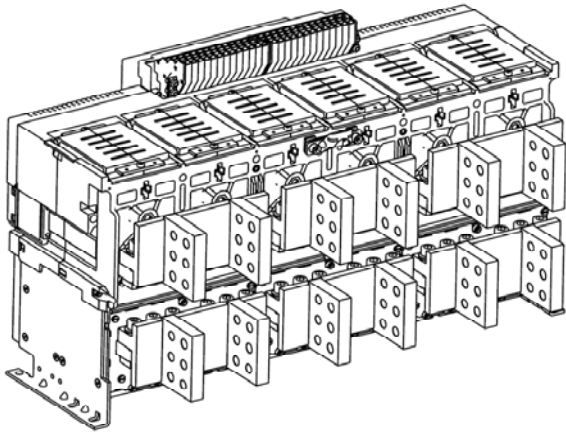


Fig B. Envelope 3 , Fixed type Upto 4000A 3 Pole

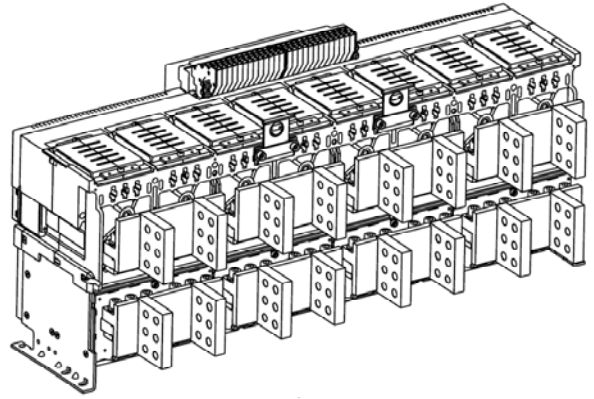


Fig C. Envelope 3 , Fixed upto 4000A 4 Pole

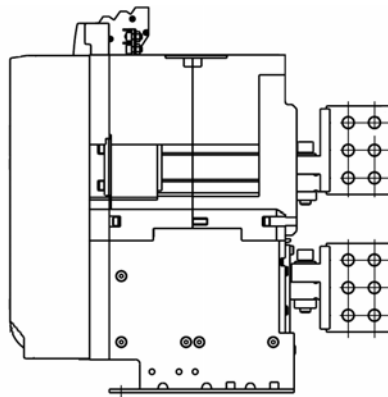


Fig E. Envelope 3 , Fixed type, side view

These instructions do not cover all details or variations in equipment nor do they provide for every possible contingency that may be met in connection with installation, operation, or maintenance. Should further information be desired or should particular problems arise that are not covered sufficiently for the purchaser's purposes, the matter should be referred to the ABB Inc.

—
ABB Inc.
 305 Gregson Drive
 Cary, NC 27511.
electrification.us.abb.com

—
 We reserve the right to make technical changes or modify the contents of this document without prior notice. With regard to purchase orders, the agreed particulars shall prevail. ABB Inc. does not accept any responsibility whatsoever for potential errors or possible lack of information in this document.

We reserve all rights in this document and in the subject matter and illustrations contained therein. Any reproduction or utilization of its contents – in whole or in parts – is forbidden without prior written consent of ABB Inc.
 Copyright© 2019 ABB
 All rights reserved